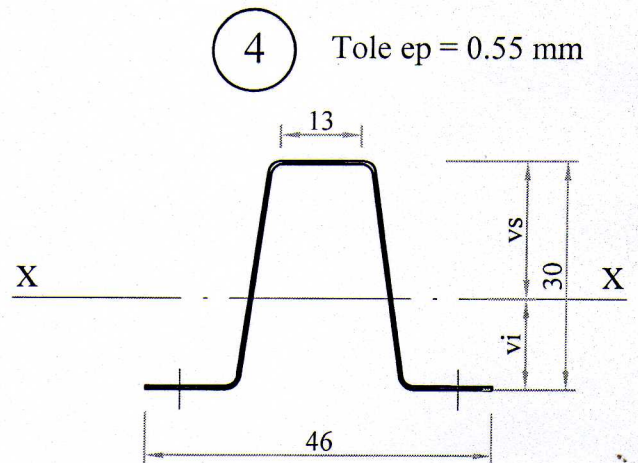
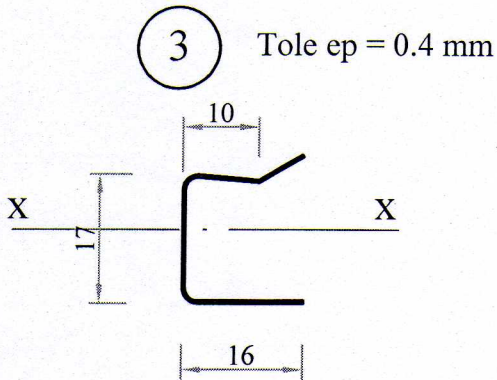
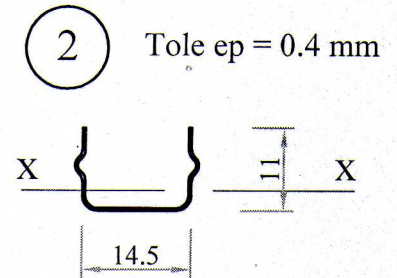



FAUX - PLAFOND METALLIQUE

TYPE / BATICOMPOS



PRODUITS	section d'acier	poids	position de l'axe neutre xx		moment d'inertie Ixx	module de flexion Ixx/vi	module de flexion Ixx/vs
	cm ²		daN / ml	vi (cm)			
① / Profil de LAME	0.464	0.364	0.280	1.220	0.136	0.487	0.112
② / Profil de REMPLISSAGE	0.140	0.110	0.363	0.737	0.033	0.090	0.044
③ / Profil de BORD	0.192	0.151	0.950	0.750	0.134	0.141	0.179
④ / RAIL de SUSPENSION	0.522	0.410	1.321	1.679	0.683	0.517	0.407